

Food Safety Risk Assessment of Beef and Beef Offal Imported to Japan

(From: Australia, Mexico, Chile, Costa Rica,
Panama, Nicaragua, Brazil, Hungary)

December 2009

Food Safety Commission of Japan

Expert Committee of Prions.

Summary

Food Safety Commission has its own initiative to conduct risk assessments on food stuffs, namely 'self-tasking assessment'. It was within this framework that the current assessment 'Risk assessment of beef and beef offal imported to Japan' was conducted.

The current assessment employed models and methodologies previously used for the assessments of Japanese domestic beef, and beef imported from US/Canada. The latter assessment was also used to review Japanese domestic anti-BSE control measures of that time. Other organizations' methods, such as methods used for BSE status risk assessment of OIE and EFSA's GBR, were also consulted when developing the current risk assessment methodology. Total assessment was the combination of (1) risk of live cattle in the assessed country (temporal risks of BSE invasion and domestic propagation, with the assessment results validated by surveillance data) and (2) risk of beef and beef offal (cumulative BSE risk by types of slaughtered animals, slaughtering processes, etc.) based on the currently available scientific knowledge given by a certain period of time.

The summary of each assessed country is as follows;

<1. Australia>

Domestic BSE exposure/propagation risk was evaluated to be 'negligible', with the risk reduction effects at the meat processing lines to be 'high' to 'very high'. Therefore, the risk of BSE contamination on beef and beef offal imported from Australia was considered to be 'negligible'.

<2. Mexico>

Domestic BSE exposure/propagation risk was evaluated to be 'low', with the risk reduction effects at the meat processing lines to be 'very high'. Therefore, the risk of BSE contamination on beef and beef offal imported from Mexico was considered to be 'negligible'.

<3. Chile>

Domestic BSE exposure/propagation risk was evaluated to be 'negligible', with the risk reduction effects at the meat processing lines to be 'high' to 'very high'. Therefore, the risk of BSE contamination on beef and beef offal imported from Chile was considered to be 'negligible'.

<4. Costa Rica>

Domestic BSE exposure/propagation risk was evaluated to be 'negligible', with the risk reduction effects to at the meat processing lines be 'very high'. Therefore, the risk of BSE contamination on beef and beef offal imported from Costa Rica was considered to be 'negligible'.

<5. Panama>

Domestic BSE exposure/propagation risk was evaluated to be 'negligible', with the risk reduction effects at the meat processing lines to be 'very high'. Therefore, the risk of BSE contamination on beef and beef offal imported from Panama was considered to be 'negligible'.

<6. Nicaragua>

Domestic BSE exposure/propagation risk was evaluated to be 'negligible', with the risk reduction effects at the meat processing lines to be 'very high'. Therefore, the risk of BSE contamination on beef and beef offal imported from Nicaragua was considered to be 'negligible'.

<7. Brazil>

Domestic BSE exposure/propagation risk was evaluated to be 'very low', with the risk reduction effects at the meat processing lines to be 'very high'. Therefore, the risk of BSE contamination on beef and beef offal imported from Brazil was considered to be 'negligible'.

<8. Hungary>

Domestic BSE exposure/propagation risk was evaluated to be 'low', with the risk reduction effects at the meat processing lines to be 'very high'. Therefore, the risk of BSE contamination on beef and beef offal imported from Hungary was considered to be 'negligible'.

I. Background

Food Safety Commission Japan (FSCJ) conducts risk assessments by requests from risk managers, or alternatively it can also conduct assessments on its own initiative, termed as 'self-tasking assessment'.

The process of hazard selection for self-tasking assessment involves the following steps. The Expert Committee for Planning collects information and screens the possible assessment subjects based on their degrees of public's concern in Japan, or demands of information collection either due to the increasing necessity in developing hazards, or otherwise the items that are heavily requested for the assessments. Selected subjects are then discussed for their potential assessment at the Commission's opinion exchange meetings, and finally FSCJ officially adopts the hazards of choice to be the next subject of self-tasking assessment.

Currently, Japan imports beef and beef offal from the United States and Canada, the two countries that have previously experienced BSE cases, and for which FSCJ has already completed the assessments for BSE risks of their beef and beef offal. Besides those two, Japan also imports beef and beef offal from other countries where no BSE cases have been so far reported. However, some of these countries were categorized as level III of the Geographical BSE Risk (GBR) by the European Food Safety Agency (EFSA). According to EFSA's definition, countries were designated as GBR category III either because the country was estimated to be with a reasonably high possibility of having BSE cases but were not detected, or because the country had a few confirmed cases of BSE. There were also countries that were simply not assessed by EFSA GBR among exporters to Japan.

Japanese risk managers presently request importers of beef and beef offal from those countries to submit official health certificates confirming that their origin of cattle as healthy, and also ask to refrain from importing specified risk materials (SRM). Although the validity of health certificates has been confirmed at the quarantine stations, currently no measures are installed to clarify the exclusion of SRM among beef products imported. There is also uncertainty over potential risks of imported beef and beef offal due to insufficient availability of data related to BSE prevalence and anti-BSE countermeasures in these countries.

Risk assessment of beef and beef offal imported to Japan was among the most requested items during the public meetings and other occasions hosted by FSCJ. Behind those requests seem to be the public's concerns over uncertainty about BSE risks in beef and beef products imported from countries other than the United States

and Canada.

With this situation, FSCJ decided to conduct 'Risk assessment of beef and beef offal imported to Japan' as its self-tasking assessment.

Presently, the world-wide BSE prevalence is in the trend of decline. This risk assessment is essentially different from the rest of the BSE-related risk assessments previously conducted by FSCJ, in that the assessed countries are only those that have not previously reported BSE cases. Previous risk assessments on beef and beef products from the United States and Canada were made by comparison with the same risk in Japanese beef and beef products so that the assessment would be based on the relativity. In contrast, the current assessment is 'self-tasking' initiated by FSCJ, thus it was foreseen to be based on the data submitted by each assessed country on voluntary-basis. Subsequently, assuming that there may be a certain limitation to the data availability and submission, the Commission has decided to largely conduct this assessment on qualitative-basis, but still strive to have it as much quantitative as possible.

It was with this background that the Commission firstly developed a new assessment method suited to the current situation, and then carried BSE risk assessment for imported beef and beef offal according to this new method.

II. Assessment subject and method of gathering information

1. Assessment objective

The objective of present assessment was to evaluate the risk of beef and beef offal imported to Japan based on their potentials of BSE prion contamination per each subjected country.

2. Surveyed countries

14 countries are surveyed out of 16 countries from where Japan imported beef and beef offal from fiscal 2003 to 2006. United States of America and Canada are excluded. They are Commonwealth of Australia: New Zealand: United Mexican States: Republic of Chile: Republic of Vanuatu: Republic of Costa Rica: Republic of Panama: Republic of Nicaragua: Federative Republic of Brazil: Republic of Honduras: People's Republic of China: Kingdom of Norway: Republic of Hungary: Argentine Republic.

Table 1 and Table 2 show the import volume of beef and beef offal by country since fiscal 2003.

Table 1 Import volume of beef by country

(Amount of subprimal cuts/ Unit: Ton)

Country/Fiscal Year	2003	2004	2005	2006	2007
Australia	294,601.8	410,218.7	406,218.3	409,869.8	380,221.0
U.S.A.	201,052.3	0.0	661.7	12,236.3	36,548.3
New Zealand	21,251.9	34,819.0	39,778.6	35,224.0	33,633.6
Canada	2,573.7	0.0	114.6	2,516.8	3,478.1
Vanuatu	494.1	436.2	574.6	543.6	383.4
China	34.0	21.7	36.9	53.4	75.8
Chile	60.6	1,015.8	2,679.7	416.3	415.9
Mexico	7.9	2,759.6	7,426.2	5,887.2	7,858.9
Brazil	13.0	960.6	165.5	133.2	120.5
Nicaragua	6.7	6.7	0.0	0.2	2.1
Costa Rica	0.0	14.3	185.0	116.4	160.0
Argentina	0.0	96.0	11.4	0.0	0.0
Panama	0.0	13.8	188.0	236.8	240.7
Norway	0.0	0.0	60.5	0.0	0.0
Hungary	0.0	0.0	1.7	2.7	2.6
Sum	520,096.1	450,362.5	458,102.7	467,236.7	463,141.1

Numbers from Trade Statistics of Japan by the Ministry of Finance

Note 1: Import volume includes chilled meat, frozen meat, boiled/steamed meat, cheek meat and meat from the head.

Note 2: Breakdowns do not coincide with the Sum because of rounding up or dropping fractions.

Note 3: Along with above mentioned volume of beef, processed beef products which contain not less than 20 % of beef and material from cow in total weight have been imported; according to the record of 2005, 10,248 tons was imported from China and 5,250 tons out of the volume included hamburger steaks and cooked items for beef-on-rice dish (*Gyudon*); 7,775 tons of these food products was imported from Australia.

Table 2 Import volume of beef offal by country

(Unit : Ton)

Country/Fiscal Year	2003	2004	2005	2006	2007
Australia	12,937.3	19,982.4	20,415.7	19,960.9	18,850.5
U.S.A.	59,993.5	82.8	77.2	1,946.5	6,071.6
New Zealand	3,569.5	4,823.6	4,756.6	4,387.7	4,085.4
Canada	753.3	0.0	11.9	436.7	794.6
Vanuatu	8.6	7.9	14.1	14.3	8.8
China	0.0	2.0	0.0	0.0	3.0
Chile	290.3	626.0	881.5	761.5	767.1
Mexico	1.9	603.3	1,240.5	1,865.6	1,946.1
Nicaragua	10.2	170.7	221.2	204.1	215.9
Costa Rica	0.0	49.9	137.7	149.2	216.5
Panama	3.0	54.3	104.6	134.7	109.1
Norway	54.8	32.3	37.5	24.8	43.0
Hungary	5.1	0.0	14.6	5.6	6.1
Honduras	0.0	5.6	20.8	25.6	84.4
Sum	77,627.5	26,440.8	27,934.0	29,917.1	33,202.0

Numbers from Trade Statistics of Japan by the Ministry of Finance

Note 1: Breakdowns do not coincide with the Sum because of rounding up or dropping fractions.

3. Method of gathering information

Necessary information for assessment was collected from answers to the Questionnaire items from the chosen countries: the Questionnaire was made and sent by FSCJ. In the survey program of FSCJ (Ref 1) trade statistics data of those countries were examined as well. And additional question were sent about more detailed information and uncertain points on answers for the Questionnaire in the process of assessment. In this paper reliability of data was sought by verifying the data from Trade Statistics of Japan with the answers from the countries.

III. Risk assessment methodology

1. Principle of the current risk assessment

Methodology for the current risk assessment was developed based on the previously used models in risk assessments of (1) Japanese domestic beef, and (2) US/Canadian beef imported to Japan, with the former having been used as a reference to review Japan's domestic BSE measures previously. OIE's risk assessment criteria for BSE status and EFSA GBR method were also referred to. The committee for the current assessment aimed at delivering overall conclusion as a science-based comprehensive assessment defined by time periods and based on the combination of the following risk aspects;

- 1) Periodic BSE risk status among the cattle population of a country:
 - External challenge: combined risks of invasion by imported live cattle and MBM
 - Domestic stability (inversed risk of BSE propagation) : Implementation of feed ban and installation of preventive measures against cross-contamination, etc.
- 2) Present risks of beef and beef offal processing lines:
 - Risks based on types of slaughtered animals and stages of meat processing, etc.

The current assessment was conducted on qualitative-basis rather than quantitative-basis because of the data restriction regarding BSE risks. In case the data were insufficient, assessment was done based on the worst-case scenario.

In addition, a few cases of irregular BSE (atypical) have been recently found in Europe, Japan, US, and among other countries. Those cases were regarded different from the classical type by band patterns of PrP^{Sc} proteins demonstrated by western blotting. The origin of atypical BSE is still unknown to this date, and information about BSE infectivity distribution in ruminant tissue is scarce (Ref 2).

Due to the above-mentioned situation, therefore, the current risk assessment was conducted with the assumption that:

1. The first case of BSE has occurred in UK for an unknown reason, then BSE agents were propagated through MBM recycling from BSE-infected cattle,
2. BSE infection was spread to other countries by exportation and utilization of BSE-infected live cattle and BSE-contaminated MBM for animal feeds.

2. Periodic BSE risk status among the cattle population of a country

(1) Assessment of External Challenge

For the purpose of analysis in this section, the Committee defined 'BSE risk country' as (1) a country of categories III or IV by EFSA GBR, and (2) a country with at least one BSE positive case reported among its domestic cattle in the past. External Challenge was assessed based on their records on live cattle, MBM and animal oil/fat importation from BSE risk countries defined by this description.

The risk countries are more specifically classified by the level of BSE contamination as follows,

(1) The determined BSE risk countries were further divided into following sub-groups;

UK,

European countries with moderate contamination,

European countries with low contamination²,

US,

Canada,

Others (Japan, Mexico, Chile, etc.).

Accordingly, each assessed country (beef and beef offal exporter to Japan) was requested to submit data regarding imports of live cattle and MBM from those BSE risk countries. Portugal had been categorized as level IV country by EFSA GBR together with UK, thus should not be grouped with other moderate-risk European countries. Nevertheless, such distinction was not made because no assessed exporting country had a record showing importation from Portugal.

(2) Submitted information was analyzed for possible use of those imported live cattle and MBM for animal feed production in the assessed country.

(3) In case the record submitted by the assessed country indicated any degree of possibility for live cattle and MBM imports from BSE risk countries to have been used for animal feed, the degree of external challenge in the assessed country was estimated based on weighting factor of each BSE risk country. The assessment was based on a 5-year period as this was considered to be the general term for BSE incubation.

Risks of animal oil and fat varied depending on the products' grades (e.g. yellow grease, fancy tallow, etc.), but their risks were generally regarded as low compared to that of live cattle or

MBM. Thus the information associated with animal oil/fat and their usages were taken into consideration only when an importation of large quantity was recorded from BSE risk countries. Otherwise, those data were used as supplementary information.

Assessment of imported live cattle and MBM use for animal feed

All the imported live cattle and MBM in principle have a potential to be used for animal feed manufacturing, but when a country could provide feasible explanation for not utilizing any of those imported live cattle or MBM for animal feed, they could be determined as carrying no risk thus excluded from consideration of risks.

When the track record of those imported live cattle and MBM in the assessed country showed any of the following destinies, those were regarded as adding no risk to the assessed country;

- (1) Imported live cattle; already dead and disposed by burial or incineration,
- (2) Imported live cattle; still alive at the time of investigation so that they were excluded from potential use for animal feed manufacturing beforehand.
- (3) Imported live cattle and MBM, recorded to have been re-exported to other countries.

Estimation of invasive BSE risk

In this assessment, the Committee defined the external challenge as combined invasion risks of imported live cattle and MBM. Its assessment was to be calculated based on the assumption that 1 ton of MBM was equivalent of 1 live bovine animal, as has been stated in GBR by Scientific Steering Committee and EFSA (Ref 3, 4).

Definition of weighting factor

Risks of imported live cattle and MBM from BSE risk countries were variable depending on country and timing of importation. To reflect this variation, this assessment employed weighting factor for live cattle and MBM of each BSE risk country.

Record showed that BSE prevalence in UK's live cattle was 5% at its peak period of 1988–1993, therefore, weighting factor of 1 was set as the risk of 1 live bovine animal importation from UK during this period (Ref 3).

Weighting factor of UK

Probability related point of UK was set as in the following, based on the values indicated by SSC's GBR and years of complete feed ban implementation in Europe (Ref 4, 5);

<u>Live cattle</u>	<u>MBM</u>
1987 and years before:0.1	1986-1990: 1
1988-1993: 1	1991-1993: 0.1
1994-1997: 0.1	1994-2005: 0.01
1998-2005: 0.01	2006 and years after: 0.001
2006 and years after: 0.001	

Weighting factor of European countries

European countries except for UK were divided into two categories, namely countries of 'moderate contamination' and 'low contamination'. Probability related points for live cattle and MBM were set up based on SSC's GBR and years of complete feed ban implementation in European countries (Ref 4, 5).

Countries such as France, the Netherlands, Belgium, and Italy were likely countries to have re-exported MBM from UK, thus were given the probability related point of 0.1 until UK has banned exportation of MBM (years of 1986 – 1996, Ref 3).

European countries;	
Moderate contamination	1986 - 2005: 0.01 2006 - : 0.001
Low contamination	1986 - 1990: 0.001 1991 - 2005: 0.01 2006 - : 0.001

Weighting factor of US and Canada

In the previous risk assessments done by Prion Expert Committee of Food Safety Commission on US/Canadian beef imports to Japan, the surveillance-based BSE prevalence of US and Canadian cattle were estimated to be 1 case and 5-6 cases per one million cattle in US and Canada, respectively. Accordingly, probability related point of live cattle and MBM for those two countries were set as in the following (Ref 6). The values were given for the periods defined by estimated year of birth among BSE positive cattle (Ref 7, 8).

US	1993 -: 0.00002
Canada	1989 -: 0.0001

Weighting factor for Japan

In the previous risk assessment done by Prion Expert Committee of Food Safety Commission on US/Canadian beef imports to Japan, the surveillance-based BSE prevalence of Japanese cattle were estimated to be 5-6 cases per one million cattle. Birth years of BSE-positive cattle and the year of feed ban implementation were also taken into account to set the following probability related point for live cattle and MBM of Japan (Ref 6, 9).

Japan 1992 – 2006: 0.0001
2007 - : 0.00001

Weighting factor for countries with no reported BSE and in GBR category III (Mexico, Chile, etc.)

Probability related point for countries with no BSE cases were unable to be set by the above-mentioned BSE prevalence-based method. Since those countries were generally considered to have low BSE risks compared to countries with BSE positive cases, probability related point was not determined for these countries. Only in case an assessed country has imported a large quantity of live cattle and/or MBM from those BSE negative and GBR III countries, then the information were taken into consideration as a supplementary factor for the assessment.

Assessment for external challenge

Based on the principles above, external challenge (a sum of the invasion risks from imported live cattle and MBM) was estimated for each assessed country by 5-year of period. The assessment was given in 5 levels; high, moderate, low, very low, and negligible (Table 3).

Table 3 External Challenge

Levels for risk of invasion	UK equivalent (N) ¹⁾
High	$100 \leq N$
Moderate	$20 \leq N < 100$
Low	$10 \leq N < 20$
Very low	$5 \leq N < 10$
Negligible	$0 \leq N < 5$

1) Calculated based on the assumption of 1 ton of MBM equals to 1 live bovine animal

(2) Assessment of Domestic Stability (BSE propagation risk of a country)

Major countermeasures against BSE exposure/propagation consisted of (1) implementation of feed ban, (2) control over SRM use, (3) optimization of rendering conditions, and (4) installing preventive measures against cross-contamination. Previous epidemiological analyses indicated that the most effective measure implemented in Europe was feed ban, especially the real feed ban (prohibition of mammalian animal protein recycling to ruminants) followed by the general feed ban (prohibition of recycling ruminant protein among ruminants). Other measures that were also indicated as important for BSE control in these analyses included exclusion of SRM from rendering materials, optimization of rendering conditions (not less than 133C for a minimum of 20 min at an absolute pressure of 3 bar), dedication of feed mill to a single species, and production line separation (Ref 10). For assessment of domestic stability, the information submitted from each assessed country was firstly analyzed for the extent of feed ban implementation, then other aspects such as use of SRM, rendering conditions, and preventative measures against cross-contamination were evaluated.

The assessment also focused on the degree of legal obligation bound to each regulation. The data regarding compliance to those preventative regulations were also evaluated whenever the data were available.

Status of feed ban

The essential part of BSE exposure/propagation prevention was to abolish feeding of cattle with possibly BSE-contaminated MBM through animal feeds. It is in this context that the feed ban has been implemented in countries as a preventive measure against BSE. As for the pragmatic level of conceptual description, the most effective way was to ban recycling of animal proteins regardless of animal types among mammals, followed by less but still effective measures such as ban on protein recycling from mammals to ruminants, then from ruminants to ruminants (Ref 4, 5).

Use of SRM

It has been stated that 99% or more of infectivity in BSE-positive bovine animal distributed to the bodily regions called SRM (e.g. brain, spinal cord, etc.) (Ref 4). Removal of SRM from rendering materials was considered to be important, and the best way to realize this measure was implementation of a legally-bound feed ban that prohibited the use of SRM and fallen stocks for animal feed. Even diversion of SRM use from feed production to human consumption was considered to provide a certain degree of protection against BSE exposure/propagation, when coupled with avoidance of fallen stock use for animal feed.

Table 4 Estimated infectivity of bodily parts in clinical case of BSE

Tissue	Total weight (g)	Titer of infectivity (CoID ₅₀ /g)	Total infectivity (CoID ₅₀)	
Specified-risk material (SRM)	Brain	500	5	2,500 (60.1%)
	Trigeminal ganglia	20	5	100 (2.4%)
	Spinal cord	200	5	1,000 (24.0%)
	Dorsal root ganglia	30	5	150 (3.6%)
	Distal ileum	800 ¹⁾	0.5	400 (9.6%)
Other tissues	548,450	Below detection limit	(<0.5%)	
Total	550,000 ²⁾		~4,160 CoID ₅₀	

1) 800 g appeared to be excessively large for the anatomically-defined region for ileum (excluding intestinal contents). Commonly, the ileum of adult bovine animal is approximately 1 m of the intestine.

2) Volumes differ depending on the type of animal, age, and breed. Wide variation also exists from geographical regions.

Rendering condition

Rendering under proper conditions could provide effective reduction in BSE infectivity. For example, heat treatment (126 C for 30 min.) of prion strain (301V strain) after passage using mice resulted in reduction of infectivity by log₁₀ 1.9 (ID₅₀/g) and log₁₀ 2.7 (ID₅₀/g) (Ref 11). The scientific opinion by EFSA estimated the heat treatment of BSE prion by a certain condition (133 C for a minimal of 20 min at bar 3) effectively reduced its infectivity by 1000 times (Ref 3), although the same rendering condition may not be as effective as indicated above when the subject was a mixture of SRM and bones originating from BSE-infected cattle (Ref 12). Drawn from those data was the indication that, although heat treatment recommended by OIE appeared to be effective in reducing risks to certain extent, other measures should be combined with this rendering policy to completely prevent BSE exposure/propagation.

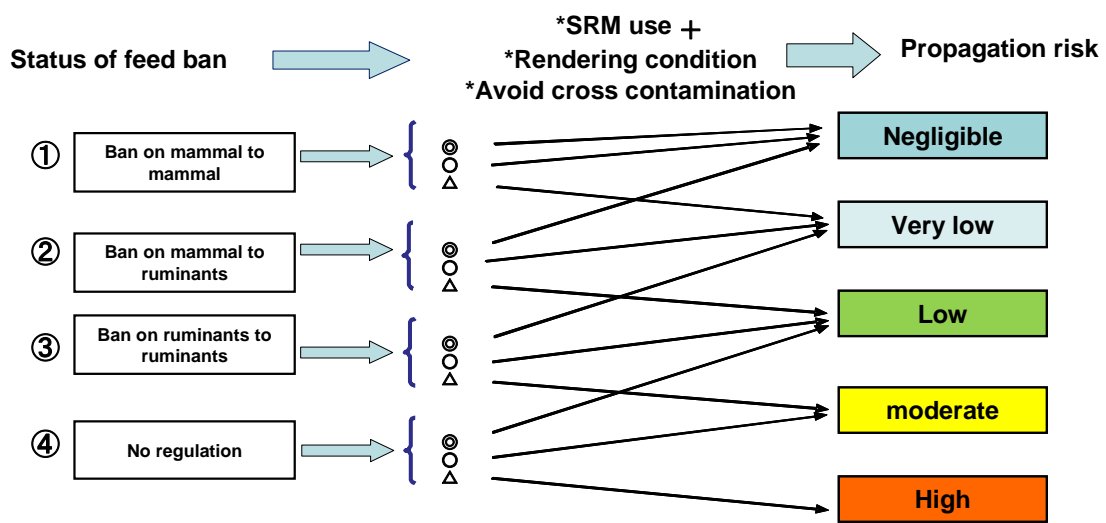
Preventive measures against cross-contamination

The previous study reported that the oral administration of BSE-infected cattle brain by 0.1g, 0.01g, and 0.001g was capable of transmitting BSE at the rate of 7 in 15 cattle, 1 in 15 cattle, and 1 in 15 cattle, respectively (Ref 14). These data were consistent with the European field observation that even a trace amount of animal protein was enough to infect bovine animals through contaminated feeds. Therefore, simply washing of the processing lines was not sufficient to prevent cross-contamination; implementation of more advanced measures such as dedication of feed mills to a certain species and line separation were required (Ref 10).

Assessment of domestic stability

Based on the assessment principle described above, domestic stability of each country was assessed by categorizing them to one of the following 5 ranks; BSE propagation risk is negligible, very low, low, moderate, and high, based on a certain period defined by significant events such as regulatory modification.

Figure 1. Assessment of domestic stability



* For validation, SRM usage was firstly determined. In case SRM use was confirmed, its processing conditions such as rendering condition and measures against cross-contamination were assessed.

1. Regulation on SRM usage

Measure	Judge
• Ban for use of SRM and fallen stock	◎
• Ban for use of fallen stock SRM is used for other than feed	○
• SRM is used for feed	to 2.

2. Rendering condition and preventative measures against cross contamination

Measure	Judge
• All rendering factories: 133°C/20min/3 bars and/or	○
• Prevention of cross contamination (isolation of production line, exclusive facility)	
• Others	
	△

* Terms were defined by significant events in association with regulatory measures.



(3) Assessment of Internal Challenge

Countries with high BSE propagation risks were thought to bear high risk of domestic BSE exposure/propagation upon entrance of BSE agents into the country. Thus, when the submitted data indicated a high risk of domestic BSE exposure/propagation (namely, combined risks of external challenge and domestic stability), this aspect was taken into consideration as a additional factor aside from external challenge.

(4) Verification by surveillance, etc.

Surveillance is the essential method for scientific validation of risk assessment output. In the current assessment, surveillance data were used to validate the result of assessment. The actual validation process was constructed based on the OIE point system, as any other alternatives were not available at that time.

3. Beef and beef offal

Ensuring the removal of SRM can remarkably reduce the risk of variant Creutzfeldt-Jakob disease (vCJD) in human, therefore, this measure is currently at the center of preventive policies regarding human and cattle health protection from BSE. The current risk assessment on beef and beef offal firstly evaluated the extent of 'SRM removal' done by each country, followed by combined assessment of items such as 'inspection at slaughterhouses' and 'stunning/pithing' to evaluate the risk-reducing efficiency of meat processing lines.

(1) SRM removal

In a BSE-positive bovine animal, 99% or more of its infectivity is attributed to SRM (Ref 2), thus exclusion of these materials from food chain ensures reduction in most of the vCJD-associated risks in human. To reflect these SRM-related aspects, the current assessment also took into consideration factors such as implementation of SRM removal or any other measures in preventing beef and beef offal from being contaminated by BSE agent. This part of assessment was ultimately designed to determine whether cross-contamination preventive measures and their efficacy-validating systems were installed in each country.

The definition of SRM in this assessment was adopted from OIE's SRM definition for 'controlled risk country' based on the following reasons:

The currently assessed countries were all with no BSE-positive reports.

There were however some countries that were categorized in GBR III of EFSA.

In addition, the definition and handling of SRM were variable among the assessed countries.

When the SRM definition of assessed country happened to be largely different from that of OIE, the assessment would be conducted separately from this general principle and handled in case-by-case manner.

(2) Inspection, stunning, and pithing at slaughterhouses

Elimination of high risk cattle such as downer cows is an important protocol in protecting human health from BSE risks, and for this reason OIE code requires proper antemortem inspection before slaughtering (Ref 13). However, it is also known that the clinical observation for possible symptoms alone is not enough to distinguish BSE-infected cattle from other diseases. Therefore, both the provisions of (1) effective elimination of downer cows at the antemortem inspection, and (2) BSE testing at slaughterhouses were evaluated in the current assessment.

Pithing of animals at slaughterhouse is linked to an increased risk of BSE contamination via brain and spinal tissue spillage from the stunning hole onto the processed meat and slaughtering facilities. It also increases the risk of high-risk tissue (brain and spinal cord) leakage into the blood stream. Likewise, stunning method with intracranial air/gas pressuring may also bring about similar manner of contamination (Ref 15). Therefore, the current assessment took into consideration of slaughtering process such as implementation of pithing or air/gas injection stunning in each assessed country.

(3) Others (mechanically recovered meat; MRM, etc.)

MRM (including advanced meat recovery, AMR) is the meat of secondary recovery by mechanical measures from bones, after the primary removal of major meat blocks was completed. This method carries a certain risk of SRM inclusion, thus the same assessment method of primary beef meat blocks cannot be adapted to MRM for the evaluation of risk-reducing efficacy of BSE measures.

Accordingly, the commission requested the countries known for MRM production to submit information regarding SRM exports to Japan, then these data were assessed separately from general beef and beef offal exports.

Additionally, total number of livestock and their traceability were also requested as supplementary data because those matters were related to sensitivity and precision of antemortem inspection at slaughterhouse or estimation of animal's age in months.

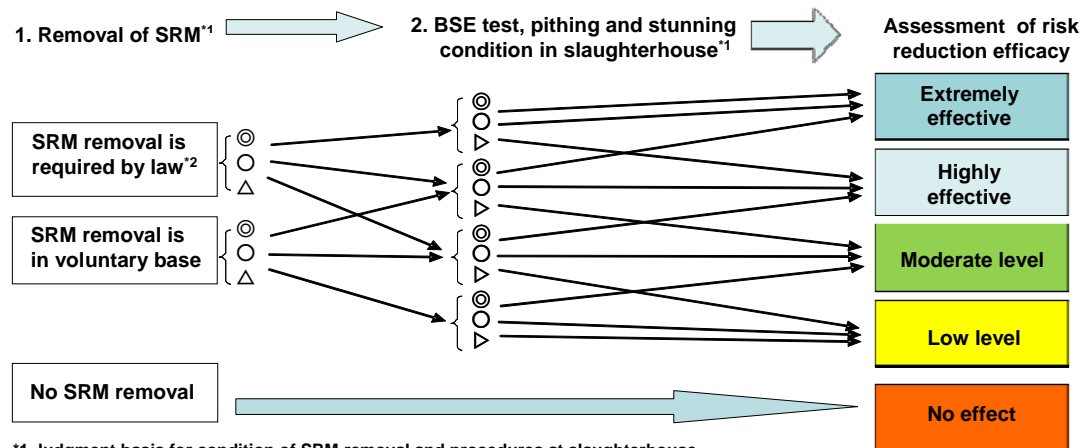
(4) Risk-reducing measures at meat processing lines

Based on the abovementioned principle, each assessed country for efficacy of its risk-reducing measures was categorized by 5 grades, namely 'very low', 'low', 'moderate', 'high', and 'very high' (Fig.2). Since the current assessment subjected only the meat products of Japanese import, the scope of evaluation was also on the criteria of beef product preparation and BSE-preventive measures intended to each country's exportation to Japan.

Presently, all the beef and beef offal importers in Japan are requested to voluntarily refrain from importing SRM from any foreign country. Some exporting countries even have their own specific

regulation on exclusion of SRM from beef and beef offal exports to Japan under the Animal Health Requirement. Therefore, these risk control measures were also taken into the assessment along with the information obtained from each country upon the commission's request through questionnaire.

Figure 2. Assessment for efficacy of risk reduction during meat processing



*1 Judgment basis for condition of SRM removal and procedures at slaughterhouse
(If available, data over the actual compliance was to be also taken into consideration.)
*2 Removal by domestic regulation, or by additional condition required for exportation to Japan

1. SRM removal

Measures	Judge
① Confirmation by meat inspector ② Washing by high pressure water (carcasses) ③ Washing of saw between carcasses ④SSOP and HACCP regulation 3-4 measures above are conducted	◎
Two of above measures are conducted	○
Others	△

2. BSE test, stunning, pithing procedures at slaughterhouse

Measures	Judge
•Health inspection to eliminate downers and BSE test in slaughterhouse and •Ban for air pressure stunning and pithing	◎
One of above measures is conducted	○
Others	△

Note: Assessment is to be done on beef and beef offal exported to Japan based on the additional conditions required for Japanese exportation. Since all the currently assessed countries were known for no case of positive BSE report, SRM definition hereby adapted those set for 'controlled BSE risk' countries by OIE standard. When SRM definition widely differed from such a definition, the case was to be assessed separately in case-by-case manner.

4. Conclusion of risk assessment

For conclusion of this assessment, periodic BSE risk status of a country (the sum of external challenge and domestic stability) and efficacy of present BSE risk-reducing measures at meat processing lines were combined to be used as an indicator of comprehensive potential likelihood of BSE prion contamination in the beef and beef offal imported from the respective assessed country to Japan. Surveillance data were used to validate the reliability of assessment. Finally, the summary of each country was expressed in schematic figure to enhance the understanding as a reference.

2. Others

(1) Risk of mechanically recovered removed meat (MRM), etc.

Among the countries that have submitted replies to Japan's inquiry, Australia and Brazil reported domestic production of MRM, with the former country having exported 81.6 kg of MRM (head parts not included in raw materials) to Japan in 2008 while the latter had no such record.

The key structure of current risk assessment was the evaluation of imported beef and beef offal to Japan consisted of combination of multiple aspects such as risk of live cattle and risk-reducing measures at slaughterhouse and meat fabrication plant processing lines. Accordingly, any commodities factors that do not fall into these categories, such as MRM, should be taken into consideration separately. As shown in III. 3. (3), there is so far no ground to negate MRM contamination with SRM through meat processing lines, thus, at least MRM from those countries that have potentially had exposure to and/or propagation of BSE in immediate past of data collection should be regarded as carrying certain risks. However, MRM from countries that are regarded as having negligible possibility of BSE exposure/propagation may be considered as carrying negligible risk as well, provided the precondition of current assessment, namely classical BSE originating from the UK, is appropriately met.

Recently, there have been a few cases of irregular forms of BSE (atypical BSE) reported apart from classical BSE in Europe, Japan and the US. Those reports of atypical BSE indicated variation in molecular sizes of abnormal prion proteins (PrP^{Sc}) among cases, and eventually two major sizes of proteins were designated as H- and L-types.

Most of the atypical BSE cases were found in aged cattle over 8 years old, but a remarkable exception exists in Japan, where a steer of only 23 months old was reported to have been infected with atypical BSE (the 8th BSE case in Japan). When this exception was excluded, the detection ages of atypical BSE cases ranged from 6.3 to 18 years old. The average detection ages for H-type and L-type were 11.8 yr and 11.6yr, respectively. (Ref 36)

To the authors' best knowledge, there have been some 40 cases of atypical BSE reported world-wide, yet OIE does not require distinction between classical and atypical BSE cases in member countries for their reports while EFSA only recently referred to case reporting by classical/atypical recognition in its 2009 scientific opinion. Those situations seem to further obscure the clear number of atypical BSE cases occurring in the world.

The origin of atypical BSE is not yet determined. According to EFSA's scientific opinion published in 2008, all the cases of atypical BSE were reported with birth dates before the real feed ban in January 2001 in Europe. Therefore, the possibility of those atypical cases attributing to the contaminated feeds, just as in classical BSE, cannot be completely denied. On the other hand, data of atypical BSE cases (both H- and L-types) in France did not show any reasonable correlation between birth years and frequency of occurrence, as was indicated in classical BSE cases, thus

raising possible interpretation of atypical BSE as being sporadic isolated cases of prion disease (Ref 36).

Based on the data accumulated in France, the frequency of BSE atypical BSE cases per 1 million tested adult cattle were estimated to be 0.41 and 0.35 cases for H- and L-types, respectively. (1.9 and 1.7 cases for H- and L-types, respectively, when limiting the sampling to tested cattle of over 8 years old.)

In Japan, a total of 10 million cattle including fallen stocks and slaughtered cattle were tested for BSE, and the results showed no positive case for H-type and 2 positive cases (case 8; a 23 months old steer, case 24; a 169 months old beef) for L-type of atypical BSE. Those data put Japan to have prevalence frequency of atypical BSE estimated to be none for H-type and 0.2 cases for L-type per 1 million cattle including tested fallen stocks and slaughtered cattle. (Zero and approximately 1.5 cases for H- and L-type, respectively, when limiting the sampling to tested slaughtered cattle of over 8 years old.)

Atypical BSE of both H- and L-types was confirmed to be transmissible by intracerebral inoculation in transgenic mice expressing alleles of bovine or ovine PrP genes and of inbred mice (Ref 41, 42, 43, 44, 45). However, for transgenic mice expressing human prion protein, only L-type but not H-type could be transmitted according to the previously published reports (Ref 46, 47). There have been also reports of glycosylation pattern transformation from L-type BSE PrP^{Sc}-like type to more of the classical BSE PrP^{Sc} type. This phenomenon was observed when passage using inbred and TgVRQ2 mice (Ref 42, 44). As for the atypical cases of BSE confirmed in Japan, the 24th case of BSE was determined to have had atypical L-type at the detection age of 169 month-old, and its sample was successfully transmitted to Tg mice expressing bovine prion protein (Ref 45). However, the other case of atypical L-type BSE confirmed in Japan (the 8th case at the age of 23 month-old) was reported to be unsuccessful in transmission to Tg mice expressing bovine prion protein. The reason for this inconsistency is not clear at this time, although the possible presence of limitation in amount of prion protein accumulated in the sampled brain subject or in the inoculated volume to reach to the detection limit may not be out of consideration (Ref 48).

A recent report has shown that atypical L-type of BSE has a potential of higher degree of pathogenicity than that of classical counterpart, because incubation periods are shorter in atypical BSE by transmission to Tg mice expressing human prion protein, suggesting possibly higher degree of pathogenicity possessed by atypical BSE when compared to its classical counterpart (Ref 46, 49, 37).

In contrast to classical BSE, the systemic distribution of abnormal prion protein in atypical BSE is barely known, therefore it is unclear whether the brainstem is truly the optimal part of sampling and testing in H/L type detection (Ref 50). Likewise, information regarding infectivity

distribution of atypical BSE is scarce in bovine peripheral tissues and body fluid. All together, lack in those essential data raises a certain hindrance to evaluating relative risk-reducing effects of various SRM removal measures from the cattle (Ref 2).

Based on those currently available data on potential risk for humans for L-type BSE and prevalence of atypical BSE prevalence, it may be too far reaching to deny the risk of MRM, especially in those derived from aged cattle. However, the degree of influence by the presence of atypical BSE on our concept of the MRM risk will be limited to a certain extent at a low level under the circumstances with presently available knowledge and our discussion. In the mean time, one must also be reminded of the fact that only a limited amount of data is currently available for atypical BSE. A proper amount of discretion should be accompanied when interpreting those data to avoid unnecessary confusion. Further research and accumulation of data will bring additional insight into the mechanism, pathogenicity and transmission potential of atypical BSE, for which further assessment may become necessary in the future.

(5) Panama

① Live Cattle

a. Risk of BSE Invasion

Import of Live Cattle from BSE Risk Countries

Data on imported live cattle to Panama are shown in Table 33. Figures in the table are taken from the questionnaire response by the Panamanian authority and the data of cattle exports from BSE risk countries to Panama (Source: the World Trade Atlas. Trade statistics published by state governments are also used for some figures). Table 33 shows the number of cattle imported from the BSE risk countries only during the period when weighting factors are set.

According to the questionnaire response, in 1996 Panama banned importation of live cattle, ruminant products, and ruminant byproducts that are originated from countries with BSE cases. In 2001, Panama banned the importation of all cattle products originated from a country with BSE cases. The numbers of live cattle imported to Panama from BSE risk countries between 1986 and 2007 was 756, which were all imported from the U.S.

Meanwhile, the World Trade Atlas recorded the numbers of live cattle imported to Panama. Those numbers include 4 from countries with moderate contamination (France) and 846 from the USA.

Import of MBM from BSE Risk Countries

Data on imported MBM to Panama are shown in Table 34. The figures in the table are taken from the questionnaire response by the Panamanian authority and the data on MBM exports from BSE risk countries to Panama (Source: the World Trade Atlas. Trade statistics published by state governments are also used for some figures). Table 34 shows the amount of MBM imported from the BSE risk countries only during the period for which weighting factors are set.

According to the questionnaire response, the regulation in 2001 noted above bans the importation of all ruminant products originated from countries with BSE cases including MBM. The questionnaire response also states that no MBM was imported from the BSE risk countries between 1986 and 2007.

Meanwhile, the World Trade Atlas recorded 1,701 tons of MBM exported from the USA to Panama.

Import of Animal Oil/Fat from BSE Risk Countries

The regulations imposed on 2001 for MBM, which ban the importation of all cattle products originated from countries with BSE cases, are also applied to animal oil/fat. The questionnaire response also states that no animal oil/fat has been imported to Panama.

Assessment of the Use of Imported Live Cattle and MBM for Animal Feed

The questionnaire response from the Panamanian government lacked

detailed description of live cattle that can be possible cause of exposure. Accordingly, we regard all of the cattle imported from risk countries as a source of exposure.

In regard with imported animal oil/fat, its possibility to affect the level of invasion risk is considered low based on the description that oil/fat has not been imported and on the regulations of 2001 which bans the import of all ruminant products that are originated from countries with BSE cases.

Table 33. Import of Live Cattle from BSE risk Countries experienced by Panama

		1986-1990	1991-1995	1996-2000	2001-2005	2006-2007	Total	
		Number of imported cattle	Number of imported cattle	Number of imported cattle	Number of imported cattle	Number of imported cattle	Number of imported cattle	
Import data ¹	UK	Questionnaire	0	0	0	0	0	0
		Trade statistics	0	0	0	0	0	0
	Europe (Countries with moderate contamination)	Questionnaire	0	0	0	0	0	0
		Trade statistics	0	0	4	0	0	4
	Europe (Countries with low contamination)	Questionnaire	0	0	0	0	0	0
		Trade statistics	0	0	0	0	0	0
	USA	Questionnaire		115	169	472	0	756
		Trade statistics		81	121	632	12	846
	Canada	Questionnaire	0	0	0	0	0	0
		Trade statistics	0	0	0	0	0	0
	Others ()	Questionnaire	0	0	0	0	0	0
		Trade statistics	0	0	0	0	0	0
	Total	Questionnaire	0	115	169	472	0	756
		Trade statistics	0	81	125	632	12	850

		1986-1990		1991-1995		1996-2000		2001-2005		2006-2007		Total
		Number of imported cattle	UK Equivalent	Number of imported cattle	UK Equivalent	Number of imported cattle	Number of imported cattle	Number of imported cattle	UK Equivalent	Number of imported cattle	UK Equivalent	Number of imported cattle
Number of imported cattle with a potential of being a source of exposure	UK	0	0.00	0	0.00	0	0.00	0	0.00	0	0.00	0
	Europe (Countries with moderate contamination)	0	0.00	0	0.00	0	0.00	0	0.00	0	0.00	0
	Europe (Countries with low contamination)	0	0.00	0	0.00	0	0.00	0	0.00	0	0.00	0
	USA			115	0.002	169	0.003	472	0.01	0	0.00	756
	Canada	0	0.00	0	0.00	0	0.00	0	0.00	0	0.00	0
	Others ()	0	0.00	0	0.00	0	0.00	0	0.00	0	0.00	0
	Total	0	0.00	115	0.002	169	0.003	472	0.01	0	0.00	756
		Negligible	Negligible	Negligible	Negligible	Negligible	Negligible	Negligible	Negligible	Negligible	Negligible	Negligible

(Reference) Numbers calculated using the figures in the trade statistics.

Trade Statistics ²	Total	0	0.00	81	0.002	125	0.04	632	0.01	12	0.0002	850
		Negligible	Negligible	Negligible	Negligible	Negligible	Negligible	Negligible	Negligible	Negligible	Negligible	Negligible

1: 'Number of cattle imported' and 'Number of imported cattle with a potential of being a source of exposure' cover only the period when weighting factors are set.

2: We regard all of the cattle as a source of exposure because the exact number is unknown from the trade statistics as to how many of the imported cattle were not a source of exposure.

Table 34. Import of MBM from BSE Risk Countries experienced by Panama

		1986-1990	1991-1995	1996-2000	2001-2005	2006-2007	Total	
		Volume of importation (ton)	Volume of importation (ton)	Volume of importation (ton)	Volume of importation (ton)	Volume of importation (ton)	Volume of importation (ton)	
Import data ¹	UK	Questionnaire	0	0	0	0	0	
		Trade statistics	0	0	0	0	0	
	Europe (Countries with moderate contamination)	Questionnaire	0	0	0	0	0	
		Trade statistics	0	0	0	0	0	
	Europe (Countries with low contamination)	Questionnaire	0	0	0	0	0	
		Trade statistics	0	0	0	0	0	
	USA	Questionnaire	/	0	0	0	0	0
		Trade statistics	/	60	297	607	737	1,701
	Canada	Questionnaire	0	0	0	0	0	0
		Trade statistics	0	0	0	0	0	0
	Others	Questionnaire	0	0	0	0	0	0
		Trade statistics	0	0	0	0	0	0
Total	Questionnaire	0	0	0	0	0	0	
	Trade statistics	0	60	297	607	737	1,701	

		1986-1990		1991-1995		1996-2000		2001-2005		2006-2007		Total
		Volume of importation (ton)	UK equivalent	Volume of importation (ton)	UK equivalent	Volume of importation (ton)	UK equivalent	Volume of importation (ton)	UK equivalent	Volume of importation (ton)	UK equivalent	Volume of importation (ton)
Volume of Imported MBM with a potential of being a source of exposure	UK	0	0.00	0	0.00	0	0.00	0	0.00	0	0.00	0
	Europe (Countries with moderate contamination)	0	0.00	0	0.00	0	0.00	0	0.00	0	0.00	0
	Europe (Countries with low contamination)	0	0.00	0	0.00	0	0.00	0	0.00	0	0.00	0
	USA	/	/	0	0.00	0	0.00	0	0.00	0	0.00	0
	Canada	0	0.00	0	0.00	0	0.00	0	0.00	0	0.00	0
	Others	0	0.00	0	0.00	0	0.00	0	0.00	0	0.00	0
	Total	0	0.00	0	0.00	0	0.00	0	0.00	0	0.00	0
		Negligible	Negligible	Negligible	Negligible	Negligible	Negligible	Negligible	Negligible	Negligible	Negligible	Negligible

(Reference) Numbers calculated using the figures in the trade statistics.

Trade statistics ²	Total	0	0.00	60	0.001	297	0.01	607	0.01	737	0.01	1,701
		Negligible	Negligible	Negligible	Negligible	Negligible	Negligible	Negligible	Negligible	Negligible	Negligible	Negligible

- 1: 'Volume of MBM imported' and 'Volume of imported MBM that can be a source of exposure' are calculated only for the period when weighting factors are set.
- 2: We regard all of the MBM as a source of exposure because the exact number is unknown from the trade statistics as to how many of the imported MBM were not a source of exposure.

Assessment for external challenge

External challenge was evaluated based on the questionnaire response by the Panamanian government. The invasion risk level between 1986 and 2007 was regarded 'negligible' with UK equivalents of 0 (1986–1990), 0.002 (1991–1995), 0.003 (1996–2000), 0.01 (2001–2005), and 0 (2006–2007). (The UK equivalents obtained in evaluation of invasion risk levels using trade statistics were 0.04 or lower for all periods between 1986 and 2007. The level of invasion risk for this period, therefore, was regarded 'negligible'.)

The UK equivalents for MBM were 0 for all the periods, and the invasion risk, therefore, was regarded 'negligible'. (The UK equivalents obtained in evaluation of invasion risk levels using trade statistics were 0.01 or lower for all periods between 1986 and 2007. The invasion risk for this period, therefore, was regarded 'negligible'.)

The comprehensive invasion risk (combination of risks by imported live cattle and MBM) was regarded 'negligible' for all periods between 1986 and 2007 (Table 35). (Evaluation of invasion risk level based on trade statistics resulted in 'negligible' for all the periods.)

Table 35. External Challenge experienced by Panama

	1986-1990	1991-1995	1996-2000	2001-2005	2006-2007
Live cattle	Negligible	Negligible	Negligible	Negligible	Negligible
MBM	Negligible	Negligible	Negligible	Negligible	Negligible
Overall Level	Negligible	Negligible	Negligible	Negligible	Negligible

b. Domestic Stability (BSE propagation risk of the country)

Feed regulations

In 2001, Panama implemented a BSE-related feed ban, which banned the use of ruminant-derived MBM, blood, oil/fat and other risk materials as ruminant animal feed.

In typical feeding practices, colostrum is given to calves, followed by grass, corn, rice and residue of harvested sorghum to grown-ups. In Panama, most of livestock farms raise cattle, pigs and chickens together. 88.8% of those rearing farms are for mixed rearing of cattle and chickens, and 1.7% are for cattle and pigs, while dedicated farms for cattle accounts for 9.42%. No information has been obtained regarding the compliance levels of feed regulations at farms.

The compliance of the regulations on feed production and distribution is monitored by the Ministry of Farming Development (MIDA) and National Directorate of Animal Health (DINASA). According to the results between 2003 and 2007, no violation was found in the about 10 session of monitoring carried out each year.

Feed samplings have been conducted with feed products at feed mills and feed retailers in order to investigate contamination by animal protein. In 2007, no contamination was detected in the 65 cases of sampling.

Use of SRM

The Panamanian government has not defined SRM. According to the questionnaire response, brain, eyes, trigeminal ganglion, tonsils and distal ileum are used for materials of MBM, and partially used for human consumption.

A part or whole body of a fallen stock and casualty slaughter determined to be disposed of is used for materials of MBM.

Rendering Conditions

Although no specific regulations for rendering conditions are stipulated in Panama, monitoring scheme for rendering facilities since 2006 has been instructing Panama to abide by the OIE codes (at 133°C for a minimum of 20 minutes at absolute pressure of 3 bar pressure). When this condition is not complied, restrictions are implemented.

Compliance of rendering restrictions is examined through various measures by DINASA, including on-site inspections, hygienic instructions, sampling, and test analysis. In the period of 2007 and 2008, the examination was conducted at two facilities, and no violation was found.

Measures to Prevent Cross-contamination

There are 42 feed mills and rendering facilities in Panama. Most of the feed mills (33 mills) are facilities for multi-feed (they produced feed for both ruminant and non-ruminant animals). In these facilities for multi-feed, lines are washed before changing the products. All of the six rendering facilities in Panama are 'dedicated facilities' (one for chicken, five for cattle).

Others

No case of transmissible spongiform encephalopathy (TSE) has been detected in Panama.

Assessment of Domestic Stability

The domestic stability was assessed based on the questionnaire response by the Panamanian government. Our assessment revealed that the "risk of exposure/propagation was high" (1986–2001), "risk of exposure/propagation was moderate" (2002–2006), and "risk of exposure/propagation is low" (2007) in Panama (Table 36, Table 37).

Table 36. Domestic Stability in Panama

Item	Status
Feeding	2001: Ban on ruminants to ruminants
Use of SRM	[SRM] SRM is used for production of MBM or for human consumption. [Fallen stock, emergency slaughter or bovines condemned at antemortem] When a part or whole body is disposed of, such part is used for production of MBM.
Rendering conditions	There are no specific regulations for rendering; rendering facilities have been complying with the required conditions of 133° C, 20min, 3bar since 2006.
Measures to prevent cross-contamination	[Feed mills] Majority (33) are mixed facilities, where lines are washed before changing products. [Rendering facilities] All of the six rendering facilities in Panama are 'dedicated facilities'.

Table 37. Assessment of Domestic Stability in Panama

	Feeding	Use of SRM, Rendering Conditions, Preventive measure against cross-contamination, etc.	Risk of exposure/ propagation
1986–2001	No specific regulations	-	High
2002–2006	Ban on ruminant protein to ruminants		Moderate
2007			Rendering facilities comply with rendering condition of 133° C, 20min, 3bar

c. Verification by surveillance, etc.

Population Structure

According to the questionnaire response, the total population of adult cattle was approximately 700,000 in 2006.

Surveillance Outline

The BSE surveillance in Panama follows the surveillance guidelines stipulated by OIE. The cattle subject to the surveillance are 'clinical suspects' of over 30 months old, 'casualty slaughter' cattle of over 30 months old, 'fallen stock' of over 30 months old, and 'routine slaughter' cattle of over 36 months old. The focus of the surveillance is placed on animals with neurological symptoms. Sampling is carried out in the methods stipulated in the guidelines, and the diagnosis is given after histopathological tests and immunohistochemical tests.

Data on the number of surveyed cattle are available only for 2007 and later. In 2007 and 2008, 136 and 191, respectively, were surveyed. No BSE positive cattle has been detected. Whilst surveillance outcome over the 7 year period (2002 to 2008) was assumed not enough to meet the standard which "will allow the detection of BSE around a design prevalence of at least one case per 100,000 in the adult cattle population, at a confidence level of 95%" as stipulated by OIE (Table 38).

Table 38. Surveillance Point Calculation in Panama

Number of cattle population (2006): 700,000* → 180,000 points are needed in seven years.

Number of Animals Surveyed					
Year	Routine slaughter	Fallen stock	Casualty slaughter	Clinical suspect	Total
2002	0	0	0	0	0
2003	0	0	0	0	0
2004	0	0	0	0	0
2005	0	0	0	0	0
2006	0	0	0	0	0
2007	133	1	1	1	136
2008	108	22	7	54	191
Total	241	23	8	55	327
Surveillance points	(× 0.2) 48	(× 0.9) 21	(× 1.6) 13	(× 750) 41,250	41,332 (Goal not achieved)

Notes:

-Surveillance points were compared with the points needed by the OIE Type A Surveillance.

-Surveillance points were calculated under an assumption that all the animals are 4 years old or older and less than 7 years old.

-The cattle population in the questionnaire response by the Panamanian government was used for calculation with an assumption that all the animals are 24 months old or older.

BSE Awareness Program and Mandatory Notification

In Panama, BSE awareness programs are carried out for veterinary officers. Information are given on the methods to determine the age (in months) by dentition, the method of sample collection, and clinical symptoms of BSE.

In 1996, mandatory notification of BSE was implemented, and famers have been instructed to make a notification also encouraged to make they are a notification through animal hygienic programs and campaigns. However, there is no penalty system for those who fail to notification of the BSE cases or compensation system to cover the loss.

② Beef and Beef Offal**a. SRM Removal****Methods of SRM Removal, etc.**

According to the questionnaire response, head (including brain, skull, eye, trigeminal ganglia, and tonsil, but excluding tongue and cheek meat), vertebral column (including dorsal root ganglia), spinal code, distal ileum are removed from cattle over 30 months old that are meat exported to Japan. Other parts (i.e., head, vertebral column, spinal code, and distal ileum of the cattle of 30 months old or younger) are not imported to Japan following a notice sent to importers, which instructs them to voluntarily restrain from SRM import.

Split liner is a common practice in slaughterhouses. The saws are washed for each carcass (i.e., before the use for the next carcass). Spinal codes are manually removed with spatulas with water pressure, followed by cleansing with high-pressure water. Slaughter inspectors check the carcass to ensure no

spinal code tissues are left.

Tonsils are removed at slaughterhouses and the slaughter inspectors confirm the removal. Distal ileums are also removed at slaughterhouses after the removal of organs. The removal of distal slaughter is checked by the slaughter inspectors. After the removal of distal ileums, intestines are removed for processing and cleansed under high pressure to remove the contents.

Control based on (SSOP) and (HACCP)

Sanitary Standard Operation Procedure (SSOP) and Hazard Analysis Critical Control Point (HACCP) are introduced in the 20% of the slaughterhouses in Panama. Slaughter lines are managed following the SSOP and HACCP in export facilities. No critical control point is designated for BSE measures.

Additional Requirements, etc. for Export to Japan

No special requirements are designated for the meat intended for export to Japan. Beef intended for export are originated from cattle reared in the facilities that are regularly monitored and in the traceability plan.

b. Slaughtering Processes

Antemortem inspection and BSE testing at the slaughterhouses

Antemortem inspection is carried out for all the cattle. When any type of abnormality is identified as a result of the inspection, more detailed examination is conducted, and veterinary officers decide either parts or whole body should be disposed of.

BSE tests for routine slaughter cattle are conducted for a part of the cattle for the surveillance purposes.

Stunning and Pithing

The type of stun guns which does not penetrate the skull is used at 16 slaughter facilities (including export facilities). The stunning method using a hammer is used in several slaughterhouses in rural areas of Panama.

Pithing is conducted only at three slaughterhouses where meat is processed for domestic consumption. Pithing is not conducted at slaughterhouses authorized to process meat for export purposes. Based on this information, pithing is as “not conducted” in the evaluation of risk-reducing measures at meat processing lines.

c. Others

Mechanically Recovered Meat (MRM)

Mechanically recovered meat (MRM) is not produced in Panama.

Traceability

In 2005, an experimental traceability plan was conducted in Panama. Individual identification equipment was adopted, traceability systems were tried at cattle rearing facilities, and brochures and software are produced and handed out.

Individual identification has completed for approximately 40,000 heads (2.6% of all cattle) of reared cattle and cattle for export. Currently, a bill to implement the Panama National Plan for Livestock Traceability is under preparation.

Number of Slaughterhouses and Number of Slaughtered Animals

There are 20 slaughter facilities in Panama, where 306,675 heads of cattle were slaughtered in 2008.

d. Assessment of Risk-reducing Measures at Meat Processing Lines

Based on the questionnaire response by the Panamanian government, the risk-reducing measures at meat processing lines in Panama were assessed. The risk-reducing efficacies of the measures were recognized 'Extremely effective' (Table 39).

Table 39. Summary of Assessment in Panama

		Measure	Judge
Current Practice of SRM Removal	Definition of SRM	No national definition for SRM.	SRM is removed based on the regulations of the specific country (Methods of practice, etc.: ☉)
	Removal of SRM	[Meat exported to Japan] Head, vertebral column, spinal code and distal ileum: over 30 months old. Other parts (head, vertebral column, spinal code and distal ileum vertebral column and distal ileum of 30 month old or younger) are not exported to Japan following a notice sent to importers, which instructs them to voluntarily restrain from SRM import.	
	Methods, etc.	Split saw is washed between animals.	
		Carcasses are washed with high-pressure water.	
		Slaughter inspectors check the carcass to ensure no spinal code tissues are left. SSOP and HACCP are practiced in 20% of slaughterhouses. Export facilities are managed with SSOP and HACCP.	
Inspection at slaughter houses Stunning and pithing	Inspection at slaughterhouse	- Antemortem inspection is carried out for all the cattle. When any type of abnormality is identified, more detailed examination is conducted, and veterinary officers decide either parts or whole body should be disposed of. - BSE tests for routine slaughter cattle are conducted for a part of the cattle for the surveillance purposes.	○
	Stunning with injection of pressured air or gas into the skull	Not practiced.	
	Pithing	Pithing is conducted only at three slaughterhouses where meat is processed for domestic consumption; not conducted at slaughter houses authorized to process meat for export purposes.	
MRM		Not produced.	
Additional requirements, etc. for export to Japan		No specific requirements for meat intended to export to Japan. Meat intended to export is regularly monitored, and such meat is derived from cattle reared in facilities participated in the traceability plan.	
Livestock Hygiene Requirements			
Administrative guidance on import of beef for human consumption, etc. by notice		Importers are instructed to refrain from import of SRM for human consumption even when the exporting country does not have a BSE case, in order to prevent possible confusion in case BSE occurs in that country..	
Assessment of risk-reducing measures		Efficacy of risk-reducing measures: ‘Extremely effective’	

③ Conclusion

The evaluation of beef and beef offal imported from Panama to Japan, based on the Panama's responses, resulted in our consideration that the external challenge is "negligible" for all the period between 1986 and 2007. In addition, the risk against domestic stability was considered that "risk of exposure/propagation was high" (1986 to 2001), "risk of exposure/propagation was moderate" (2002 to 2006), and "risk of exposure/propagation was low" (2007).

Based on the results of assessments for external challenge and risk against domestic stability, the risk of BSE exposure/propagation in Panama is considered to be negligible.

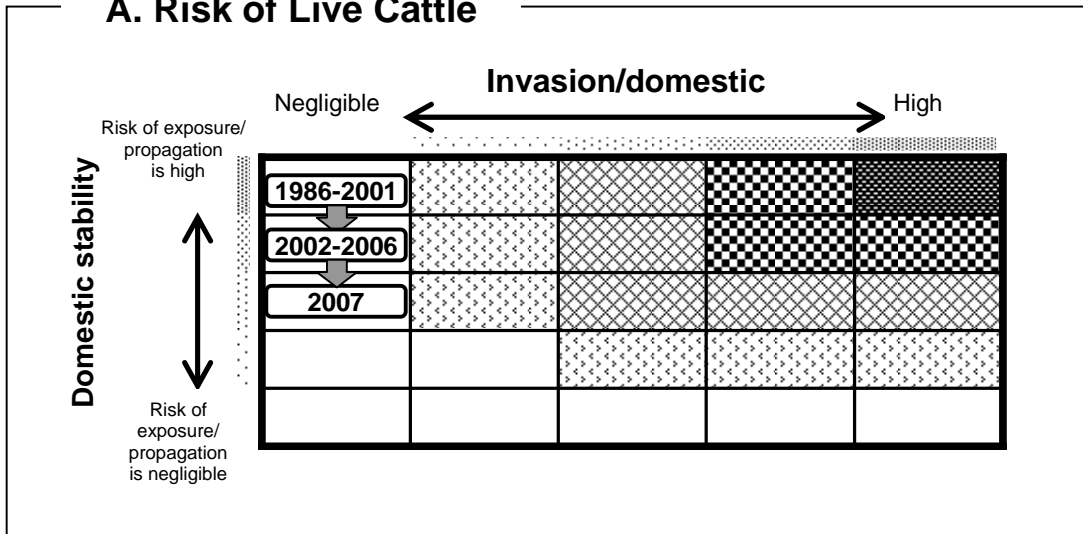
The surveillance so far has turned out to be with no BSE positive cattle. Whilst the surveillance outcome over the seven year period (2002 to 2008) was assumed not enough to meet the standard which "will allow the detection of BSE around a design prevalence of at least one case per 100,000 in the adult cattle population, at a confidence level of 95%" as stipulated by OIE. Future improvement of the surveillance scheme is considered to bring a higher level of scientific verification.

Risk-reducing efficacy at the meat processing lines was assessed as "Extremely effective."

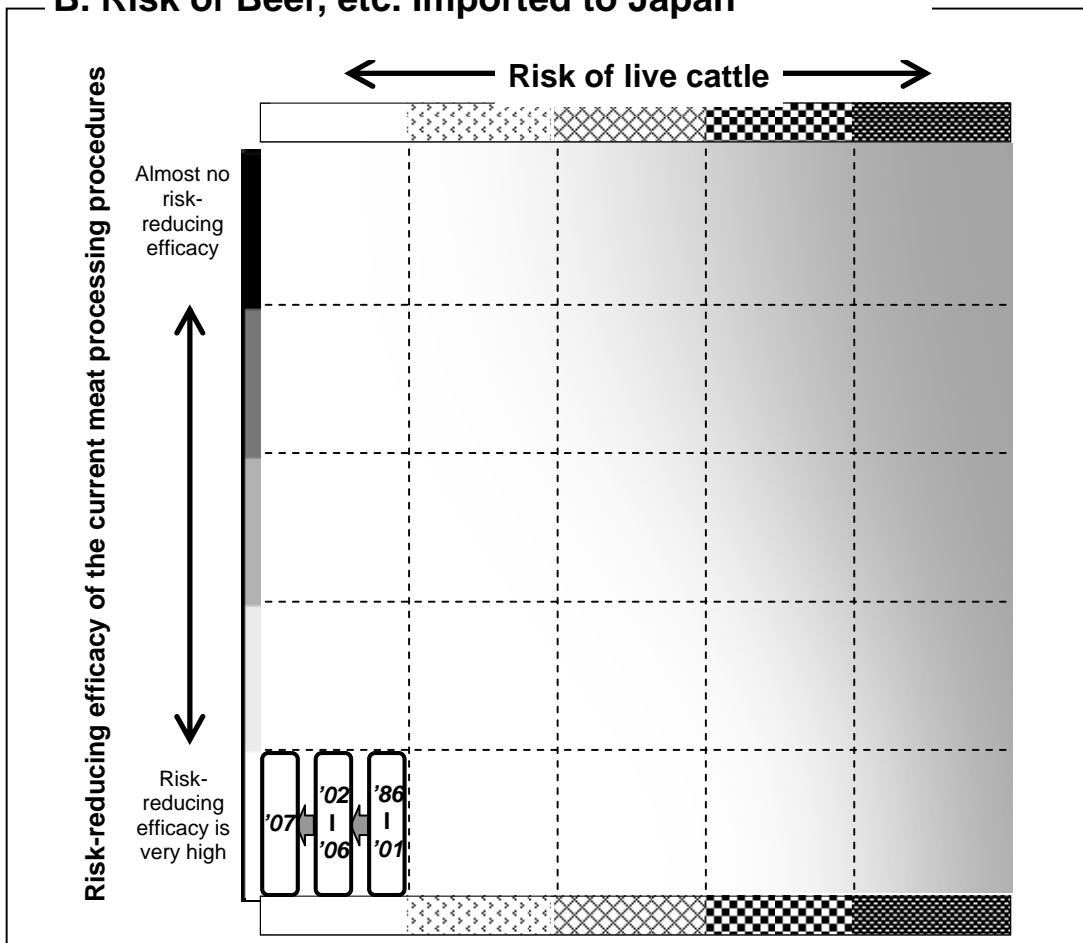
Judging from those presented above, the potential risk of BSE exposure/propagation in Panama is considered negligible, and the risk-reducing efficacy at the meat processing lines was assessed as "Extremely effective." Therefore, the risk of BSE prion contamination in beef and beef-offal imported from Panama is considered to be negligible.

<Reference: Panama>

A. Risk of Live Cattle



B. Risk of Beef, etc. Imported to Japan



Periods show the birth cohort years (birth years of cattle)